




**The simple way to
book your holiday activities**

Your step-by-step guide

 **HolidayActivities.com**

Booking your children's HAF holiday activities just got easier!

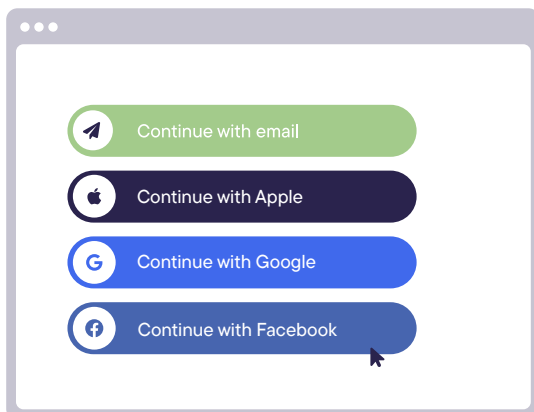
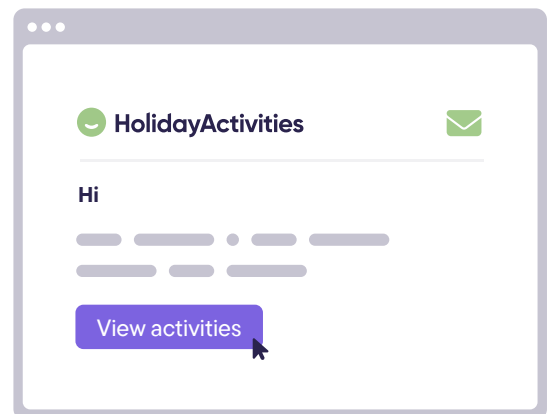
HolidayActivities (from  Evouchers) is a new booking system designed and built to take the hassle out of using your HAF vouchers to find and book local activities in your area.

Follow our step by step guide on how to get started.

Step 1

You will receive an email or text message from HolidayActivities.com.

Please click on the link to view your voucher.



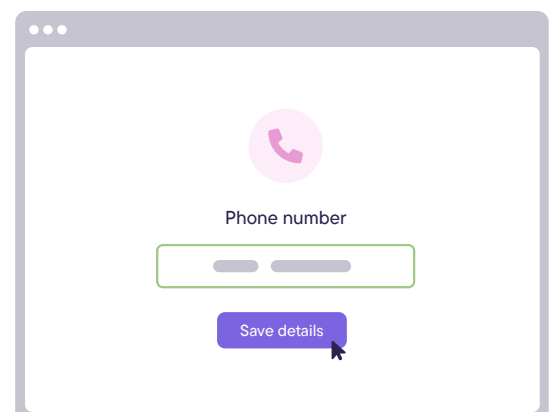
Step 2

If you've not used Holiday Activities before, you'll need to **create an account**. This can be done easily by logging in using your email address, Apple, Google or Facebook.

Step 3

You will be asked to **add your mobile number** and child's age.

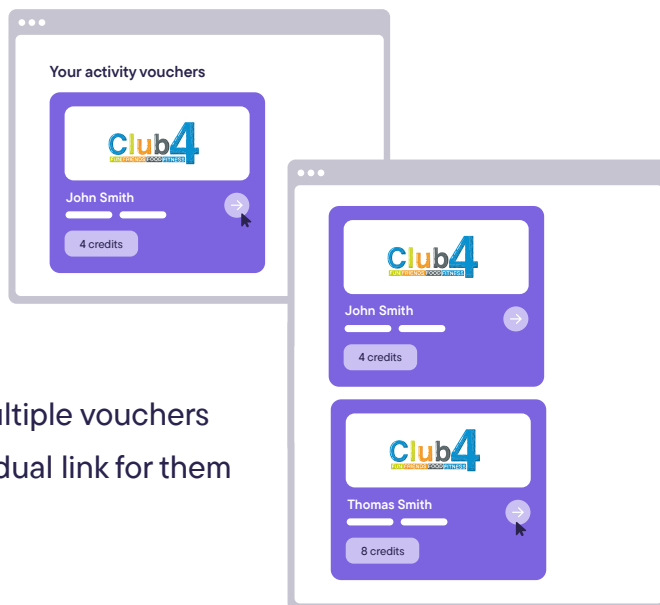
Once added, click '**Save details**'.



Step 4

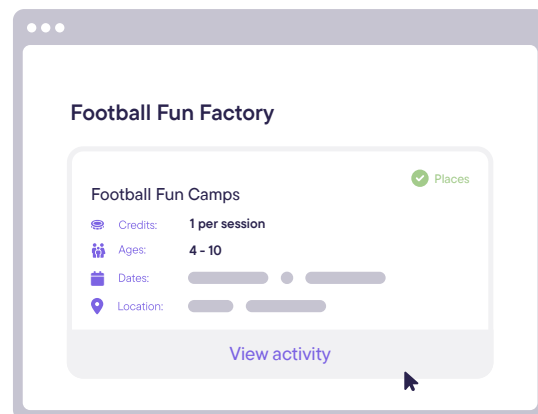
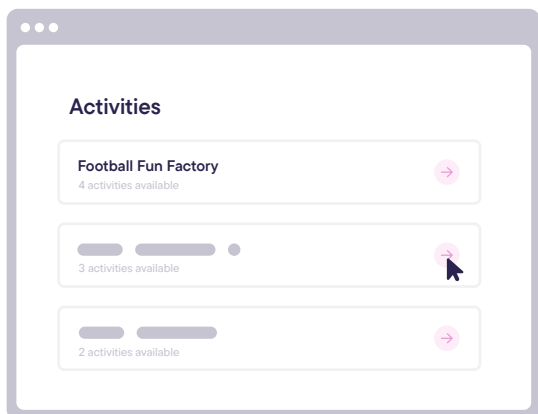
Your Holiday Activities voucher will now link to your account and show the available credits you have to use. **Click on the arrow** to see the available activities.

If you have more than one child, you may receive multiple vouchers via text message or email. Please access each individual link for them to show in your account.



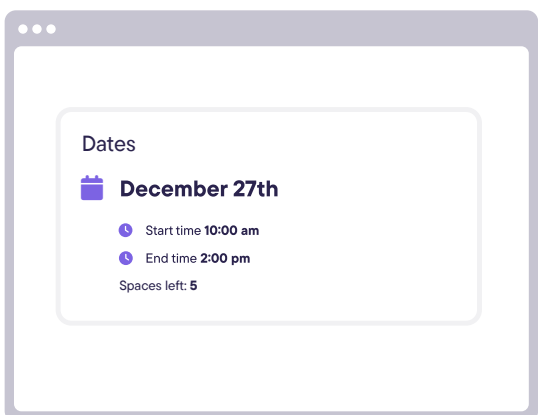
Step 5

Please share your location to see activities in your local area. Click 'search activities' to search by date, provider or SEND suitable activities.



Step 6

You can now browse all **available activities**. Please click 'View activity' to see photos, available dates and read a short description.

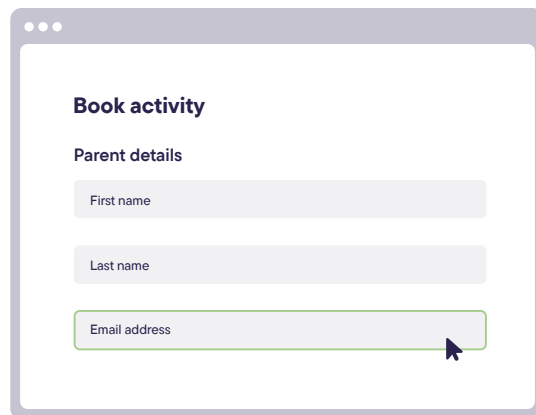


Step 7

When you're **ready to book**, click on the 'Select date' button.

Step 8

Complete the parent details, child details and a second emergency contact. These details will be remembered to make future bookings easier.



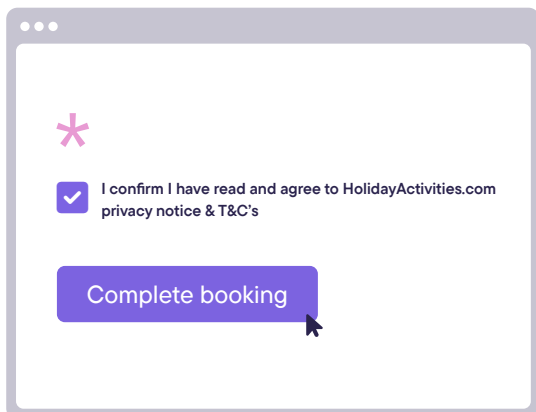
Book activity

Parent details

First name

Last name

Email address



*

I confirm I have read and agree to HolidayActivities.com privacy notice & T&C's

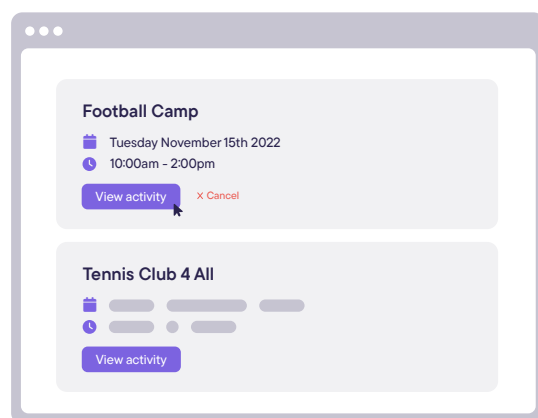
Complete booking

Step 9

Confirm you have read and understood the **terms and conditions**. Click 'Complete booking' and you'll receive a confirmation email notifying you that your booking is either confirmed or awaiting approval.

Step 10

You can now return to the activity and book more dates for your child, return to your vouchers or **manage your bookings**.



Football Camp

Tuesday November 15th 2022

10:00am - 2:00pm

View activity Cancel

Tennis Club 4 All

View activity

If you have any questions, please contact the HolidayActivities team on: support@evouchers.com